



# Family Circus

Children's Ministries

*Darrell & Sandy*

---

Darrell & Sandy Blatchley P.O. Box 776, Payette, ID 83661 USA E-Mail: [Familycircus@compuserve.com](mailto:Familycircus@compuserve.com)

---

## Child Evangelism Leadership Manual First Quarter Theme: Making Super kids

Welcome to the King's Tender Harvest. Our prayer is that you will find this manual to be a useful tool in helping children to come to Jesus. When our King said, "Let the little children come to me" Matthew 19:14, He intended for the church to obey by bringing Him the children. When children come to know and accept the Jesus as their Lord and Savior they truly become Super Kids. That is our challenge.

The churches' biggest challenge yet remains, to bring in the Tender Harvest. If you have a heart to reach the children, this manual is for you. Perhaps you have found working with children to be an intimidating, tiring task, not knowing how to do it.

This manual is intended to be your friend. If you follow the pattern laid out in the following pages, you will find a new excitement, as it becomes clear that the children are reachable, and that you can do it and have fun at the same time.

You may expect blessings from Him, but one word of warning, the closer you draw to the heavenly flame the hotter the battle gets. You can expect opposition from the enemy just as our Lord did when His own disciples tried to stop the people from bringing the children to Jesus. Take time now to prayerfully settle in your heart that whatever it takes, you are going to do your best to help feed His lambs. Then, DO IT! Be assured that He who began the work will be able to finish it.

Sincerely,

*Darrell & Sandy Blatchley*

Darrell & Sandy Blatchley  
Directors - Family Circus Children's Ministries

# Family Circus

## Child Evangelism Leadership Manual First Quarter Theme: Making Super Kids

Special Leader's Instructions	-----	3
Lesson 1	<b><i>Seeing the Light</i></b> -----	17
	Memory verse: John 8:12 NIV	
Lesson 2	<b><i>The Rescue</i></b> -----	29
	Memory verse: Luke 19:10	
Lesson 3	<b><i>No Accident</i></b> -----	41
	Memory verse: Romans 8:28	
Lesson 4	<b><i>The Change Maker</i></b> -----	53
	Memory verse: II Corinthians 5:17	
Lesson 5	<b><i>The Test</i></b> -----	65
	Memory verse: IJohn 4:1	
Lesson 6	<b><i>He's Here</i></b> -----	77
	Memory verse: Revelation 3:20	
Lesson 7	<b><i>Crippled?</i></b> -----	89
	Memory verse: John 15:12	
Lesson 8	<b><i>Independence</i></b> -----	99
	Memory verse: Titus 2:14	
Lesson 9	<b><i>Happy Birth Day</i></b> -----	111
	Memory verse: John 3:3	
Lesson 10	<b><i>Healing</i></b> -----	121
	Memory verse: Isaiah 53:5	
Lesson 11	<b><i>Wash &amp; Wear</i></b> -----	131
	Memory verse: Psalm 51:10	
Lesson 12	<b><i>The Family</i></b> -----	141
	Memory verse: Mark 12:30	
Lesson 13	<b><i>The Real Jesus</i></b> -----	151
	Memory verse: John 14:31	

Copyright Philippines, 1996 All Rights Reserved by Darrell Blatchley

USA: PO Box 776, Payette ID 8366 Email: Familycircus@compuserve.com

*Family Circus*  
Child Evangelism Team

**Directors:** Darrell & Sandy Blatchley

**Author:** Darrell Blatchley

**Artwork by:** Noel V. Dapit/Junn Grande

**Typesetters:** Gina O. Rollorata

Daisy Jane C. Japos

**Editor Assistants:**

Jonabeth B. Resgonia

Arlene C. Avena

# Family Circus


Child Evangelism



## Leadership Manual Introduction

### Make Your Kids Club a Fun place to be!

Use the provided clip art to create your own posters in decorating your **Kids Club**. Create a fun place for the children. First, trace the clip art onto a transparency, then project the clip art onto the wall, poster, or materials you desire to trace the image onto. After tracing, use bright paints to color the clip art.



### Looking for Kids Club Helpers?

This is a common challenge for any worthy project. Finding and training workers may be as close as your own **Kids Club**. The older the children become, the more they will want to take part. Children properly trained, can become responsible leaders in **Kids Club**. For the older children, **if you don't use them, you will lose them.**



**When leading prayer: The shorter the child, the shorter should be the prayer.**



## LESSON INTRODUCTION

### Instruction Manual

The instruction given in the first part of the **Kids Club Child Evangelism Manual** is useful to refer to at the start of each quarter. The instruction manual can be duplicated and given to those taking an active part in the **Kids Club Rally**. When assisting others to start a new **Kids Club**, you will want to refer back to these lessons.


**One important item to note:** The **Kids Club Child Evangelism Manual** is to be used prior to the **Kids Club Rally** for preparation. Once the Rally begins, the manual should not be used. There are simple outlines included in each lesson which are to be duplicated and filled out for use during the meeting. The outlines are supplied in various sizes from one page, half page and quarter size pages. The smaller the size used, the better. The outline may be posted in a convenient location for easy reference, or given to a coordinator whose job is to assist the **Kids Club** workers to keep on target.

### The Last Meeting

Treat each **Kids Club Rally** as if it were *the last rally*. *It may be true*. Life is fragile and the child attending today may never be able to attend another **Kids Club** meeting. Death is no respecter of person. It claims the young and the old every day. If not death, there are other reasons; the child may move, or many other factors may cause them to be unable to return.

The lessons they learn in **Kids Club** and their prayers to Jesus have the power to keep them in Him all their life. Make sure to use every opportunity to present a clear, easily understood message of who Jesus is and how the children may find Him as their best friend, Savior and Lord.


### Godly Minutes



Keep the program moving. **Kids Club** is designed to be a high impact, fast paced, and constantly changing program. **Every minute** is to be considered a **Godly minute**. Don't let the meeting drag. Endeavor to *have no Dead Time*. **Dead time kills** the excitement, enthusiasm, and interest of the kids. If dead time rules, there will be no life left.

### Praise and Worship Cassettes

These tapes are useful for learning the songs provided in the **Kids Club Child Evangelism Manual**. As you obtain additional **Kids Club Child Evangelism Quarterly Manuals**, you will be able to increase your valuable library of children's songs. You may also use them to teach your children's choir special songs for the "Children in Special Ministry" section of the **Kids Club rally**. They may also be used during the games, or as background music, both before and after the meeting.



### Puppets

Puppets, if used properly, are loved by children and adults alike. They come in all sizes, shapes and colors. Proper use of a puppet takes knowledge, time and practice. If you are unfamiliar with the usage of a puppet, yet desire to learn, find someone to teach you, even if you have to go to them. It is worth the time invested.



Remember: Puppets are tools not toys.

# Kids Club



## Variety

Variety is essential to a successful kids program. A well-run program filled with variety makes the **Kids Club** Rally interesting and provides a method to minimize potential discipline problems. A child interested in the program will not have time to think up activities which would create problems. Warning: If you do not have a good show, the children will do their best to provide you with one, only you won't want to see it. Don't lose control. Keep the program moving. Keep thinking ahead. **Example:** Puppets fascinate the children. Yet, if puppets are over used, or misused, they rapidly lose their attraction.

Many churches find it difficult to attract and retain young people. Today's TV generation has had massive amounts of visual stimulation. Many would rather sit in front of the television than sit in a church. The church that is interested in obeying Christ and attending to the spiritual welfare of the children, must be willing to compete for their attention.

## Be Innovative

**If something does not work, abandon it, improve it, change it, or fix it.** This is true of your existing children's program. Be honest in your evaluation. *If you are like the majority of churches, your current children's program needs to be changed, abandoned, improved or fixed. Properly following the principles found in this manual will take you towards the goal of having a vibrant, alive and growing group of children in your **Kids Club**.*

The battle is going to be won, or lost depending on your commitment to reach out in love to the children, in a new way, using a variety of teaching methods.

## Fun

Please don't forget this very important ingredient. Fun, is important to the children and the leadership.

The kids are watching you, and if you laugh and have fun they will understand that they can have fun and joy in knowing God.


## Role Models

*Your goal is to lead the children to Christ. Today the world is seeing a rapid shift into deviant behavior. There are many dysfunctional families, missing parents, and abusive homes. Due to the absence of Godly role models we will continue to see the moral decay until someone stands up and begins providing the godly example they need. **Kids Club** is a good setting for this to occur.*

## Male Story Tellers

If the church has a man available who is willing to tell the stories, and loves the children, it is **highly** recommended that he be used for the story telling time. Society, unfortunately has a vacuum of godly fathers. We live in an age when they are desperately needed. In the absence of one, **just do it.**

**Beware:** You may be the only Jesus they ever see. As Paul said; *"Follow my example as I follow the example of Christ."* I Cor. 11:1 The children will follow your godly example, if you will love and lead them. Children must follow. In the absence of a godly leader **they will find something or someone to follow.**



# LESSON INTRODUCTION



## Kids Rules

**Kids Club** has rules to help keep it a fun place to be. The rules are very easy and are placed in the back of the manual with the songs, so that you can transfer them to a transparency. If an overhead projector is not available, post the **Kids Club** rules on materials that are available. The rules are to be reviewed every week and read audibly by the children at the start of each **Kids Club** meeting.

## Kids Rules



All together:

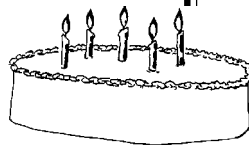
- K** Kids Club is a fun place. I will be **kind** to others, and I am a winner.
- I** I will Instantly obey my leader. I will not interrupt, and I will listen carefully.
- D** **Dependable**, only getting up from my place when I have permission.
- S** **Serving** God, I will be helpful and make others feel welcome.

**1-2-3 J-E-S-U-S, JESUS!**

## Welcome

The welcoming of children to the **Kids Club** Rally sets the pace for the rest of the meeting. The leaders and helpers should be in place prior to the meeting's starting time. It is a good practice for the team to join together right before the meeting to have a brief common time of prayer, asking for the Lord's presence and blessing upon the days meeting.


**Beware:** Slow and unorganized starts communicate to the children that there were more important items on your agenda than helping them to know about Jesus. ***What could be more important than bringing a child to Jesus at His request?***



## Opening Prayer

Developing the children to be a part of the ministry is an important goal of the Kids Club. Initially, children are not accustomed to praying in public and may feel shy, especially the first time. Since the leader will be standing next to the child, he needs to be ready to prompt the child if needed. Children, even very young ones, can be involved in praying publicly to God. Their soft, simple prayers often are heard the loudest in the King's throne room. When praying for the sick, do not neglect to invite the children to participate.

## Offering



Ask the children to participate in both praying over and in receiving the offering. It would be best if the offering of the children were kept separate from other funds. Teaching children that they are responsible to God for what they receive and give or retain is an important foundational principle for a Christian. In some of the lessons, the children will be challenged to assist others in need, and they will want to know the results of their giving.

Statistics show that the average church is supported by the tithes of thirty percent of the attending members. As high as seventy percent of the members in some churches are not regular tithers. The best time to teach giving to God is when the child is young. As they grow older, giving will become a natural part of their Christian life.

The amount received in the offering is not as important as the lesson they learn by giving.

**Exception:** If evangelism is in a public setting it may not be appropriate to receive an offering.

## Happy Birthday

Start writing down kids' names and birthdays. You may be the only friend who remembers.

# Kids Club



## First Lesson Introduction

The purpose of the first **Lesson Introduction** is to prayerfully light a fire in the leader, on behalf of the children. Excitement is contagious! If the **Kids Club** leader is excited about the Lord and what God can do in the lives of the children, they will sense that excitement and respond. Without a spiritual fire in the heart of the leader, how will it be ignited in the heart of the children? A **Kids Club** rally presented from a shepherd's heart, who has a true love for the children will reap heavenly rewards.

## National Anthem

Each week, members of Kids Club pay respect to their country by singing the National Anthem, or in some countries by saying a pledge to their flag. During this ceremony we encourage the children to participate, both in holding the flag and leading the singing or reciting of the pledge. All the kids are encouraged to give honor to their country in an appropriate manner.

## Praise Songs

Listen to the **Kids Club** Quarter Two Praise and Worship tape until you feel comfortable with the **Kids Club** songs. When teaching the children, sing the songs several times until they become familiar with them. Add appropriate motions to the songs. Avoid singing 'church' style songs during your **Kids Club** rally. Fun, lively music will attract the children. It is a fun way to learn and retain knowledge about Jesus. There are many new songs included with quarter two.

Feel free to use other songs that have an appropriate message, style and rhythm for the children. During the Praise time, use lively songs that will help to reduce some of the excess energy in the children.

*All songs need to be placed on transparency or paper so that the new children will be able to sing the songs that are unfamiliar to them.*

The initial activities are designed to gently draw the children to the period of time where they will attentively listen to the Word of God, which is the reason for having Kids Club rallies.

## Review Questions

This is the process of **repetition** that is so effective in teaching children to retain the lessons taught each week.

During the **Review Questions**, children are reminded of the heavenly truths or parables they were taught the week's before.

The children who remember and are able to answer the questions are qualified to play in the following games. Here, *motivation* and *repetition* hold hands, making strong partners .



## Appearance Tells All

**Kids Club** has a club T-shirt. Appearance reflects who we are, and **Who** we serve. We are representatives of the **King**, and **Kids Club** has T-shirts that reflect our love for the **Lord** and the **children**.

We highly recommend that you print **Kids Club** T-shirts for all your workers, both adult and child. You may personalize them for your

location. Yellow or red T-shirts show up well in a crowd and help to identify the workers. Alternating colors occasionally, adds variety to your Kids Club rallies.

# LESSON INTRODUCTION



## Games

Game time is important for several reasons. Children love games, which provides motivation to give close attention to the lessons so that they might qualify to compete in the games. Through the competition they learn many important lessons, such as honesty and sportsmanship. Game time also serves once again to help reduce some of the excess energy in the children. We continue to gently draw the children to the time where they will attentively sit and listen to the Word of God, which is the reason for having **Kids Club** rallies. Properly motivated even the most active children will cause minimum disruptions.

## Special Emphasis

This part of the lesson adds a *touch of variety*. It is designed to help the lesson in unpredictable but fun ways. It may be placed at different places during different lessons. One week it may be a game, another week something totally different, but always drawing special emphasis to the lesson.

## Positive Motivation

**Kids Club** is filled with positive tools to be used in motivating the children to produce good behavior. In the initial meetings both the children and the leaders will be new to the activities that are going on. In two to three weeks the **Kids Club** leaders and kids will become familiarized with the rules of conduct and if carried out in the pattern taught in the **Kids Club** quarterly manual there will be few discipline problems. **Using a stick and hitting (or threatening) at disruptive children is not a proper Kids Club method of controlling the children.**

There may be the occasion where a child is disrupting a meeting. Attentive helpers need to step in and take whatever loving actions are necessary to minimize and stop the disturbance. This may simply be sitting next to the child, *speaking* to the child, or perhaps *at last resort removing* him from the meeting.

Allow him to return the following week providing he is willing to not repeat the disruption.

**Potential Problems:** When the children are too noisy the problem may arise from these sources.

1. The **Kids Club** leader has failed to prepare for the lesson and is reading the manual.

**Loss of eye contact = loss of attention.**

**Solution:** *Prepare well, and leave the manual at home, use the basic outline only. **Maintain eye contact** throughout the Kids Club rally.*

2. **Problem:** The children are noisy, so the leader talks louder.

**Solution:** *Keep the program moving, fast paced, allowing no dead time. **When the children are noisy, a well placed whisper is more effective than a loud shout.***

## Announcements


Included in the **Kids Club** quarterly manual are sample tickets that may be used to announce your weekly meeting. If the three sample tickets are copied twice, cutting off the margins they may be placed sideways on a regular size sheet of paper.

Once the proper information, clip art, and Memory verse is in place, they can be printed on colored newsprint to make very inexpensive, yet effective advertising for next weeks meeting. These also provide the keys to visiting the homes, allowing the family to see your love for the children.

The child who is  
hardest to  
love, needs it  
the most.



# Kids Club



## Worship

Worship time for **Kids Club** children is different than that for adults'. During the worship time refrain from singing the more active songs such as **'Who's the King of the Jungle'** as we are now entering the **Bible Story Time**.

**Caution:** Avoid singing slow 'churchy' songs during your **Kids Club** rally. **Kids Club** is a kids meeting, where our primary target is children. Adults are welcome, and adult unbelievers will often find Christ through the simple preaching and Gospel messages.

## Children in Special Ministry

This place in the **Kids Club** rally is to provide a special time for the children to minister. Developing children to minister to the Lord and for the Lord is one of the goals of **Kids Club**. One of the ways to do this is by helping the children to develop their God-given gifts and talents by providing opportunity for them to express these gifts. Consider developing a drama team, music team, singing team, visitation team, puppet team, coloring team, offering team, welcoming team, however many teams that you can use and have children for. Children want to be a part of the ministry and to feel needed. One main reason teens drop out of church life is because they do not feel needed. What better place of ministry for your teens than that found in **Kids Club**?

## Lesson Introduction

You are now focusing the children in on what they are there for. Like a fisherman gently drawing in the net, it is time now to draw them in to quietly sit at the feet of Jesus, to listen to His stories.



## Memory Verse

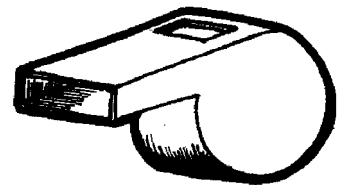
Every week, fifty two times a year the children will be taught verses from the Scripture. Many creative approaches are used to assist them in hiding these words in their heart. Display the verse each week. A full page drawing is provided for use on transparency or to be enlarged on paper.

## Flash Point



Every week there is **one main theme** that runs through the lesson like the sound of the pure tone of a silver bell. **Only one theme**, not three not seven, **just one**. When the child goes home and is asked what he learned there is **only one theme** that has been repeated throughout the lesson. No confusion, **just one theme**. This theme is reflected in the **Flash Point**.

## Bible Story



During the **Bible Story Time**, there are some special rules to teach the children. A good way to maintain the children's attention during this very important time of ministry is to develop what is called the **'quiet seat time'**. Tell the children that your helpers are going to move around looking for perfect children. Not simply good children, we trust they all will be good. It is for the children who know how to sit as still as a rock. Ask the children how still a rock can sit. The children with their hands in their lap and paying close attention to the leader is eligible to receive a quiet seat prize. Not all children will receive these prizes, just those who are the most attentive and still. Any child looking around will not get a quiet seat prize. When you blow the whistle it means they are to be absolutely quiet.

**Caution:** Use the whistle for this purpose only once during the start of the Bible Story Time. It is not intended to be used more than once per lesson. Over used and it loses it's effectiveness.



## LESSON INTRODUCTION

If a child says, "Give me a piece of candy", they are disqualified. We are rewarding only the best of behavior. Special thanks to Bill Wilson for this technique. He, at the writing of this manual, has the largest children's Sunday School in the world, weekly ministering to 16,000 children.

The **Bible Story** may call for a skit, or even puppet interaction. Whatever it is, practice and prepare for this very important part of the **Kids Club** rally.

### FOUR RULES OF LIFE

1. **God loves me.**
2. **I have sinned.**
3. **Jesus died for me.**
4. **I must decide to live for Jesus.**

These may be the most important words the children will ever learn. If the *four Rules for Life* make the trip from their head to their heart they will find eternal life. Thousands of children have learned these rules and live by them. Use them repeatedly throughout the months ahead. A full page printout is provided for duplication on to transparency. If you need an additional contestant, ask him to quote you one of the *four Rules for Life*. *Make them special to the children.*

### Object Lessons

At this point, the **Kids Club** rally will soon be concluding. The four object lessons are very important to the overall lesson. They can be likened to a carpenter taking a large nail and sinking it into a piece of wood to secure the work. Four swift blows of the hammer and the nail is buried in the wood and the work is secure. Skip one blow and the work will not be as tight. If an object lesson is not possible for some reason, try alternatives to teach the same lesson that was called for.



These object lessons are highly visual and will take preparation and practice prior to the rally to insure its effective presentation. At the end or during each object lesson, the children will be called on to repeat the **Flash Point**.

### Story Time

This part of the lesson provides the practical application for the Scripture and the teaching the children have received. How the lesson applies to one's life is told in story form at this time. Once the last picture has been shown it is time to stop talking. Talking after the story is over and the last picture is shown is a sure way to lose the interest of the children and has the potential of undoing all the hard work you have done up to this point. You have reached your goal at this point and it is time to complete the lesson by praying.

### Prayer

All your efforts are nothing if they are not anointed by the **King**. Ask your team to be especially sensitive to the needs of the children at this time.

### Kids Club Song

Sing the **Kids Club Theme Song** as the children prepare to return home. The **Kids Club Song** is sung both at the beginning and end of each **Kids Club** rally. The words and tune are familiar to hundreds of thousands of **Kids Club Members** all over the world. You can be proud to be a part of the **Kids Club** ministry team.

Kids Club quarterly  
manual was designed  
with the sole  
purpose of bringing the  
children to Jesus.




# Quarterly Record

Lesson # ____	Date	Attendance	Offering
1			
2			
3			
4			
5			
6			
7			
8			
9			
10			
11			
12			
13			
	<b>Total</b>		

# Bonus Bucks

**Kids Club** is to be a fun place. One of the fun items created by our own **Family Circus Club** is the **Bonus Bucks**. This is play money that we printed on inexpensive colored newsprint. This is an idea you may want to copy. We supplied ours so you could use it for a pattern in making your own. It is used to allow the children to purchase various items sold in the **Kids Club Store** which you create. It is an incentive program and can be used creatively to reward children for good behavior, Scripture memorization, bringing a friend, etc. Its uses are only limited by your creativity. We recommend you use it as a special promotional item. Children will enjoy saving their **Kids Club Bonus Bucks** to purchase the various items supplied by the **Kids Club** leaders. The church and even the children themselves, properly challenged, will help to stock the store.

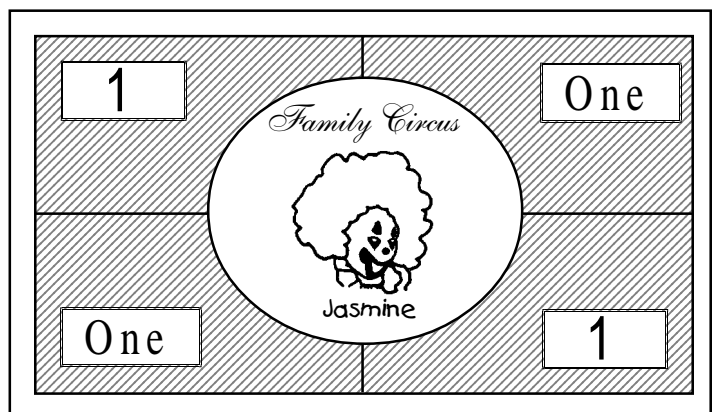
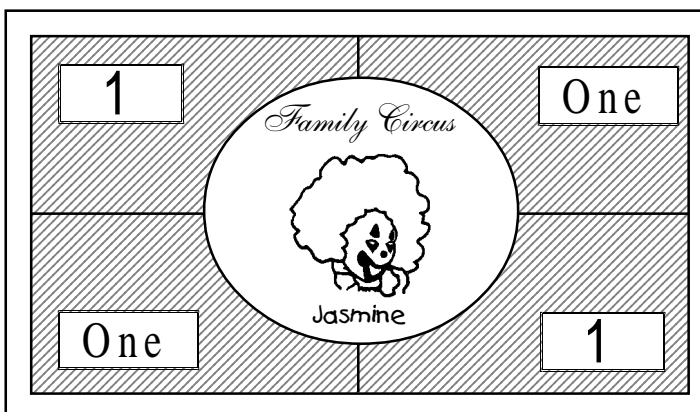
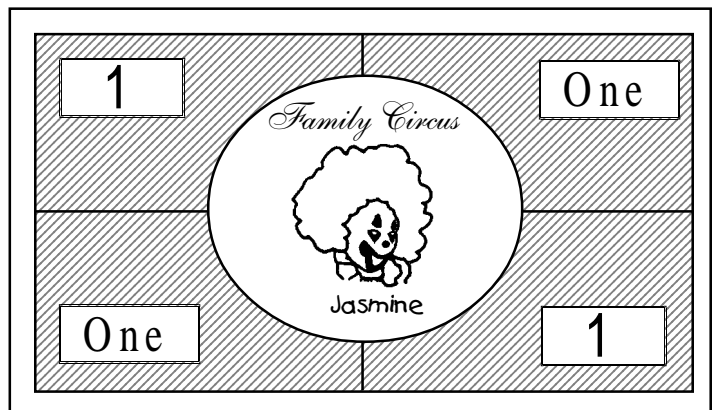
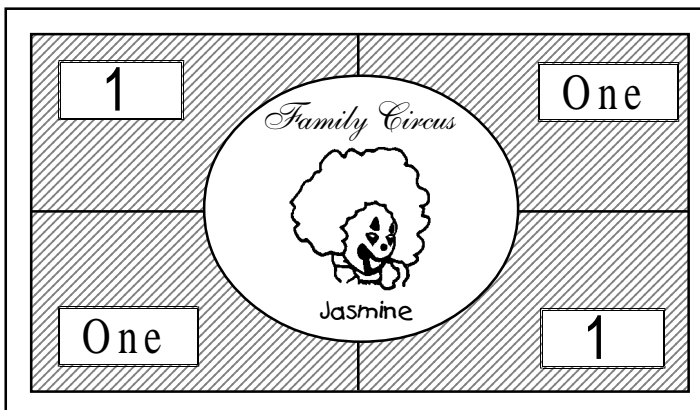
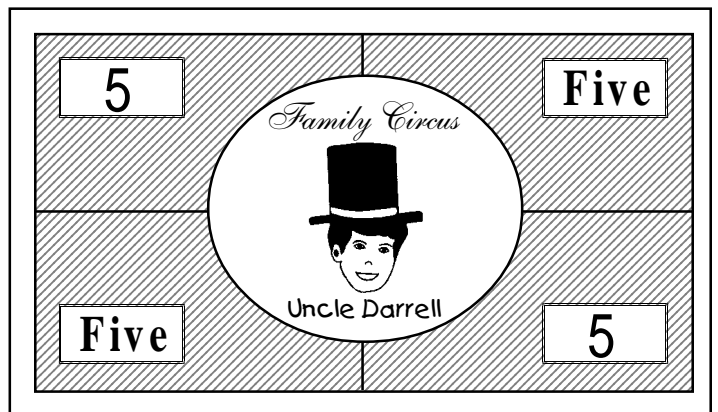
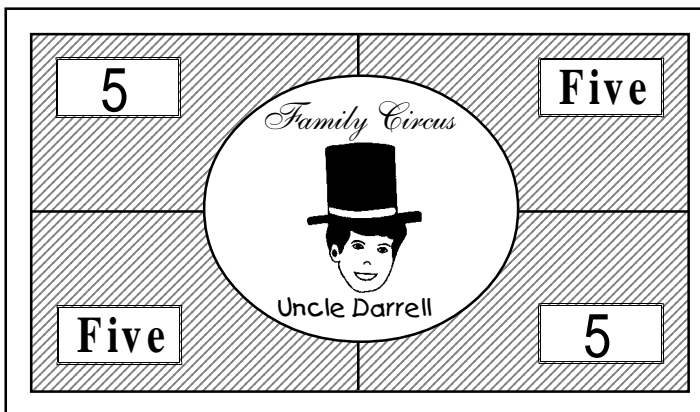


Toys, both new and used can be sold in your **Kids Club** store which is opened once a month. New Testaments, and Children's Gospel literature can frequently be obtained inexpensively and these may also go into the fun **Kids Club** store.

Mic check, Testing,  
Testing, 1, 2, 3... 

How many times have you heard that? Let us offer an alternative. Next time you do a sound check, quote John 3:16.

It works! Try variations.


# Family Circus Club Bonus Bucks





# Kids Club Rally

✓	Lesson # _____	People - Props - Details - Supplies - Special Preparation	✓
	Welcome		
	Rules		
	Prayer		
	National Anthem		
	Theme Song		
	Praise Songs		
	Review Questions		
	#1 Game		
	Review Questions		
	#2 Game		
	Special Emphasis		
	Offering		
	Worship		
	Children in Ministry		
	Announcements		
	Lesson Introduction		
	Memory Verse		
	Flash Point		
	Bible Story		
	#1 Object Lesson		
	#2 Object Lesson		
	#3 Object Lesson		
	#4 Object Lesson		
	Story Time		
	Prayer & Theme Song		

# Kids Club Check Up List







	<b>Kids Club</b>	Date _____ Att. _____
	Welcome	Worship
	Rules	Children in Ministry
	Prayer	Announcements
	National Anthem	Lesson Introduction
	Theme Song	Memory Verse
	Praise Songs	Flash Point
	Review Questions	Bible Story
	#1 Game	#1 Object Lesson
	Review Questions	#2 Object Lesson
	#2 Game	#3 Object Lesson
	Special Emphasis	#4 Object Lesson
	Offering	Story Time
	Are you doing one minute visits? Yes <input type="checkbox"/> No <input type="checkbox"/>	

	<b>Kids Club</b>	Date _____ Att. _____
	Welcome	Worship
	Rules	Children in Ministry
	Prayer	Announcements
	National Anthem	Lesson Introduction
	Theme Song	Memory Verse
	Praise Songs	Flash Point
	Review Questions	Bible Story
	#1 Game	#1 Object Lesson
	Review Questions	#2 Object Lesson
	#2 Game	#3 Object Lesson
	Special Emphasis	#4 Object Lesson
	Offering	Story Time
	Are you doing one minute visits? Yes <input type="checkbox"/> No <input type="checkbox"/>	

	<b>Kids Club</b>	Date _____ Att. _____
	Welcome	Worship
	Rules	Children in Ministry
	Prayer	Announcements
	National Anthem	Lesson Introduction
	Theme Song	Memory Verse
	Praise Songs	Flash Point
	Review Questions	Bible Story
	#1 Game	#1 Object Lesson
	Review Questions	#2 Object Lesson
	#2 Game	#3 Object Lesson
	Special Emphasis	#4 Object Lesson
	Offering	Story Time
	Are you doing one minute visits? Yes <input type="checkbox"/> No <input type="checkbox"/>	

	<b>Kids Club</b>	Date _____ Att. _____
	Welcome	Worship
	Rules	Children in Ministry
	Prayer	Announcements
	National Anthem	Lesson Introduction
	Theme Song	Memory Verse
	Praise Songs	Flash Point
	Review Questions	Bible Story
	#1 Game	#1 Object Lesson
	Review Questions	#2 Object Lesson
	#2 Game	#3 Object Lesson
	Special Emphasis	#4 Object Lesson
	Offering	Story Time
	Are you doing one minute visits? Yes <input type="checkbox"/> No <input type="checkbox"/>	






# Kids Club Flyers

Children's Drama Presentation, Clowns, Puppets, Music, Games, Contests, Prizes, Animal Mascots	<b>FREE TICKET</b> from <i>Family Circus</i>	Insert Clip art here.
<b>Date:</b> <b>Time:</b> <b>Place:</b>		
Insert Scripture verse here.		
Jesus said: "Let the little children come to me." Matt. 19:14		
Children's Drama Presentation, Clowns, Puppets, Music, Games, Contests, Prizes, Animal Mascots	<b>FREE TICKET</b> from <i>Family Circus</i>	Insert Clip art here.
<b>Date:</b> <b>Time:</b> <b>Place:</b>		
Insert Scripture verse here.		
Jesus said: "Let the little children come to me." Matt. 19:14		
Children's Drama Presentation, Clowns, Puppets, Music, Games, Contests, Prizes, Animal Mascots	<b>FREE TICKET</b> from <i>Family Circus</i>	Insert Clip art here.
<b>Date:</b> <b>Time:</b> <b>Place:</b>		
Insert Scripture verse here.		
Jesus said: "Let the little children come to me." Matt. 19:14		

**Suggestion:** This style of ticket as an invitation are very effective. The tickets may be copied and placed sideways to fit six of them on a regular size sheet of paper. When printed on colored newsprint, they make colorful inexpensive flyers for your children's rallies. All parts of the ticket may be changed to fit the identity of your own **Kids Club**.



# Family Circus

**Clip  
Art**




**Coloring  
Contest**

**Valentines  
Party**




**FREE**



**Special  
Prizes  
Watermelon  
eating  
contest**

**Free Cake**

**Special  
Treat**



**Icecream  
cone**

**Free  
Popcorn!**